

Introductory sub-table (I)(a)

Name of the Company: PRATIKSHA CHEMICALS LIMITED			
Scrip Code : 531257 Name of the scrip : PRATIKSHA CHEMICALS LTD. class of security: EQUITY			
Quarter ended: 30/092014			
Partly paid-up shares:-	No. of partly paid-up shares	As a % of total no. of partly paid-up shares	As a % of total no. of shares of the company
Held by promoter/promoter group	0	0	0
Held by public	0	0	0
Total	0	0	0
Outstanding convertible securities:-	No. of outstanding securities	As a % of total no. of outstanding convertible securities	As a % of total no. of shares of the company, assuming full conversion of the convertible securities
Held by promoter/promoter group	0	0	0
Held by public	0	0	0
Total	0	0	0
Warrants:-	No. of warrants	As a % of total no. of warrants	As a % of total no. of shares of the company, assuming full conversion of warrants
Held by promoter/promoter group	0	0	0
Held by public	0	0	0
Total	0	0	0
Total paid-up capital of the company, assuming full conversion of warrants and convertible securities	5570340	0	0

FOR, PRATIKSHA CHEMICALS LTD.


 DIRECTOR

Statement Showing Shareholding Pattern

Category code	Category of Shareholder	Number of Shareholders	Table (I)(a)		Total shareholding as a percentage of total number of shares		Shares Pledged or otherwise	As a percentage
			Total number of shares	Number of shares held in dematerialized form	As a percentage of(A+B) ¹	As a percentage of (A+B+C)		
			(III)	(IV)	(V)	(VI)		
(A)	Shareholding of Promoter and							
1	Indian							
(a)	Individuals/ Hindu Undivided Family	14	2014700	1614000	36.16	36.16	0	0.00
(b)	Central Government/ State Government(s)	0	0	0	0.00	0.00	0	0.00
(c)	Bodies Corporate	0	0	0	0.00	0.00	0	0.00
(d)	Financial Institutions/ Banks	0	0	0	0.00	0.00	0	0.00
(e)	Any Others(Specify)	0	0	0	0.00	0.00	0	0.00
	Sub Total(A)(1)	14	2014700	1614000	36.16	36.16	0	0.00
2	Foreign							
a	Individuals (Non-Residents Individuals/ Foreign Individuals)	0	0	0	0.00	0.00	0	0.00
b	Bodies Corporate	0	0	0	0.00	0.00	0	0.00
c	Institutions	0	0	0	0.00	0.00	0	0.00
d	Qualified Foreign Investor	0	0	0	0.00	0.00	0	0.00
e	Any Others(Specify)	0	0	0	0.00	0.00	0	0.00
	Sub Total(A)(2)	0	0	0	0.00	0.00	0	0.00
	Total Shareholding of Promoter	14	2014700	1614000	36.16	36.16	0	0.00
(B)	Public shareholding							
1	Institutions							
(a)	Mutual Funds/ UTI	0	0	0	0.00	0.00	0	0.00
(b)	Financial Institutions / Banks	0	0	0	0.00	0.00	0	0.00
(c)	Central Government/ State Government(s)	0	0	0	0.00	0.00	0	0.00
(d)	Venture Capital Funds	0	0	0	0.00	0.00	0	0.00
(e)	Insurance Companies	0	0	0	0.00	0.00	0	0.00
(f)	Foreign Institutional Investors	0	0	0	0.00	0.00	0	0.00
(g)	Foreign Venture Capital Investors	0	0	0	0.00	0.00	0	0.00
(h)	Qualified Foreign Investor	0	0	0	0.00	0.00	0	0.00
(i)	Any Other (specify)	0	0	0	0.00	0.00	0	0.00
(i-ii)								
(i-ii)								
	Sub-Total (B)(1)	0	0	0	0.00	0.00	0	0.00
B 2	Non-institutions							
(a)	Bodies Corporate	35	457555	360055	8.21	8.21	0	0.00
(b)	Individuals							
I	Individuals -i. Individual shareholders holding nominal share capital up to Rs 1 lakh	4560	1146326	562166	20.57	20.57	0	0.00
II	ii. Individual shareholders holding nominal share capital in excess of Rs. 1 lakh.	20	1618076	1479276	29.09	29.09	0	0.00
(c)	Qualified Foreign Investor	0	0	0	0.00	0.00	0	0.00
(d)	CLEARIGN MEMBER	1	4100	4100	0.01	0.01	0	0.00
(d-i)	Non- Resident Indians (Repat)	61	255083	117183	4.57	4.57	0	0.00
(d-ii)	Non- Resident Indians (Non Repat)	4	74500	74500	1.33	1.33	0	0.00
	Sub-Total (B)(2)	4681	3555640	2597280	63.84	63.84	0	0.00

(B)	Total Public Shareholding (B)= (B)(1)+(B)(2)	4681	3555640	2597280	63.84	63.84	0	0.00
	TOTAL (A)+(B)	4695	5570340	4211280	100.00	100.00	0	0.00
(C)	Shares held by Custodians and against which Depository Receipts have been issued							
1	Promoter and Promoter Group	0	0	0	0	0.00	0	0.00
2	Public	0	0	0	0	0.00	0	0
	Sub-Total (C)	0	0	0	0	0	0	0
	GRAND TOTAL (A)+(B)+(C)	4695	5570340	4211280	100	100.00	0	0.00

FOR, PRATIKSHA CHEMICALS LTD.


DIRECTOR

Sr.No	Notes
1	FOREIGN SHARE HOLDING IS 3,29,583 SHARES CONSISTING OF 5.91% OF PAID UP CAPITAL OF THE COMPANY.
2	
3	
4	
5	
6	
7	
8	
9	

FOR, PRATIKSHA CHEMICALS LTD.



DIRECTOR

(I)(b) Statement showing holding of securities (including shares, warrants, convertible securities) of persons belonging to the category "Promoter and Promoter Group"

Sr.	Name of the	Details of Shares held		Encumbered shares (*)			Details of warrants		Details of convertible securities		Total shares (including underlying shares assuming full conversion of warrants and convertible securities) as a % of diluted share capital
		Number of shares held	As a % of grand total (A)+(B)+(C)	No.	As a percentage	As a % of grand total (A)+(B)+(C) of sub-clause (I)(a)	Number of warrants held	As a % total number of warrants of the same class	Number of convertible securities held	As a % total number of convertible securities of the same class	
No.	shareholder										
(I)	(II)	(III)	(IV)	(V)	(VI)=(V)/(III)*100	(VII)	(VIII)	(IX)	(X)	(XI)	(XII)
1	HARSHAD K. PATEL	714032	12.81	0	0.00	0.00	0	0	0	0	12.81
2	HARISHBHAI BHATT	692690	12.44	0	0.00	0.00	0	0	0	0	12.44
3	H.B.BUILDER PVT. LTD.	240000	4.31	0	0.00	0.00	0	0	0	0	4.31
4	RATNAKALA H. PATEL	68610	1.23	0	0.00	0.00	0	0	0	0	1.23
5	JAYESH K. PATEL	78950	1.43	0	0.00	0.00	0	0	0	0	1.43
6	CHANDRAPRABHA K. BHATT	49200	0.88	0	0.00	0.00	0	0	0	0	0.88
7	SURBHI H. BHATT	38298	0.69	0	0.00	0.00	0	0	0	0	0.69
8	PURNIMA UPENDRA ADHAVARYU	48000	0.86	0	0.00	0.00	0	0	0	0	0.86
9	MUKESH SHAH	37120	0.66	0	0.00	0.00	0	0	0	0	0.66
10	SHAILESH DAVE	11000	0.20	0	0.00	0.00	0	0	0	0	0.20
11	PARESH M SHAH	22700	0.41	0	0.00	0.00	0	0	0	0	0.41
12	JAYESH B CHAUHAN	13300	0.24	0	0.00	0.00	0	0	0	0	0.24
13	JAYSHREE A PATEL	500	0.01	0	0.00	0.00	0	0	0	0	0.01
14	PRAKASH JAIN	300	0.01	0	0.00	0.00	0	0	0	0	0.01
TOTAL		2014700	36.16	0	0.00	0.00	0	0	0	0	36.16

(*) The term "encumbrance" has the same meaning as assigned to it in regulation 28(3) of the SAST Regulations, 2011


FOR, PRATIKSHA CHEMICALS, LTD.


DIRECTOR

(I)(c)(i) Statement showing holding of securities (including shares, warrants, convertible securities) of persons belonging to the category "Public" and holding more than 1% of the total number of shares

Sr. No.	Name of the shareholder	Number of shares held	Shares as a percentage of total number of shares {i.e., Grand Total (A)+(B)+(C) indicated in Statement at para (I)(a) above}	Details of warrants		Details of convertible securities		Total shares (including underlying shares assuming full conversion of warrants and convertible securities) as a % of diluted share capital
				Number of warrants held	As a % total number of warrants of the same class	Number of convertible securities held	% w.r.t total number of convertible securities of the same class	
1	ATITH B. SHAH	403850	7.25	0	0	0	0	7.25
2	APURVA B.SHAH	403850	7.25	0	0	0	0	7.25
3	DHANLAXMI LEASE FINANCE LTD.	175200	3.15	0	0	0	0	3.15
4	LABDHI SHARES AND STOCKS HOLDINGS PVT.LTD.	112000	2.01	0	0	0	0	2.01
5	SURENDRA RAOJIBHAI PATEL	100000	1.80	0	0	0	0	1.80
6	PADMAVATI STOCKS PVT. LTD.	90000	1.62	0	0	0	0	1.62
7	BEENA MULANI	68200	1.22	0	0	0	0	1.22
8	THAKKAR KRISHNA K	66700	1.20	0	0	0	0	1.20
9	VANITABEN PATEL	57548	1.03	0	0	0	0	1.03
TOTAL		1477348	26.52	0	0	0	0	26.52

FOR, PRATIKSHA CHEMICALS LTD.


DIRECTOR

(I)(c)(ii) Statement showing holding of securities (including shares, warrants, convertible securities) of persons (together with PAC) belonging to the category "Public" and holding more than 5% of the total number of shares of the company

Sr. No.	Name(s) of the shareholder(s) and the Persons Acting in Concert (PAC) with them	Number of shares	Shares as a percentage of total number of shares (i.e., Grand Total (A)+(B)+(C) indicated in Statement at para (I)(a) above}	Details of warrants		Details of convertible securities		Total shares (including underlying shares assuming full conversion of warrants and convertible securities) as a % of diluted share capital
				Number of warrants	As a % total number of warrants of the same class	Number of convertible securities held	% w.r.t total number of convertible securities of the same class	
1	ATITH B.SHAH	403850	7.25	0	0	0	0	7.25
2	APURVA B.SHAH	403850	7.25	0	0	0	0	7.25
	TOTAL	807700	14.50	0	0	0	0	14.50


FOR, PRATIKSHA CHEMICALS LTD.


DIRECTOR

(I)(d) Statement showing details of locked-in shares

Sr. No.	Name of the shareholder	Number of locked-in shares	Locked-in shares as a percentage of total number of shares {i.e., Grand Total (A)+(B)+(C) indicated in Statement at para (I)(a) above}
1	NIL	0	0.00
	TOTAL	0	0.00

FOR, PRATIKSHA CHEMICALS LTD.


DIRECTOR

(II)(a) Statement showing details of Depository Receipts (DRs)

Sr. No.	Type of outstanding DR (ADRs, GDRs, SDRs, etc.)	Number of outstanding DRs	Number of shares underlying outstanding DRs	Shares underlying outstanding DRs as a percentage of total number of shares {i.e., Grand Total (A)+(B)+(C) indicated in Statement at para (I)(a) above}
1	NIL	0	0	0.00
TOTAL		0	0	0.00

FOR, PRATIKSHA CHEMICALS LTD.


DIRECTOR

(II)(b) Statement showing holding of Depository Receipts (DRs), where underlying shares held by "promoter/promoter group" are in excess of 1% of the total number of shares

Sr. No.	Name of the DR Holder	Type of outstanding DR (ADRs, GDRs, SDRs, etc.)	Number of shares underlying outstanding DRs	Shares underlying outstanding DRs as a percentage of total number of shares {i.e., Grand Total (A)+(B)+(C) indicated in Statement at para (I)(a) above}
1	NIL	0	0	0
TOTAL		0	0	0

FOR, PRATIKSHA CHEMICALS LTD.


DIRECTOR